


BOSTON - SAN FRANCISCO PROFILE 2007



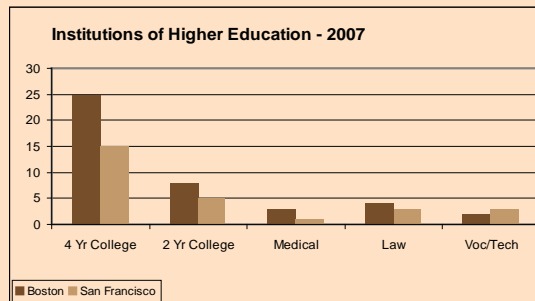
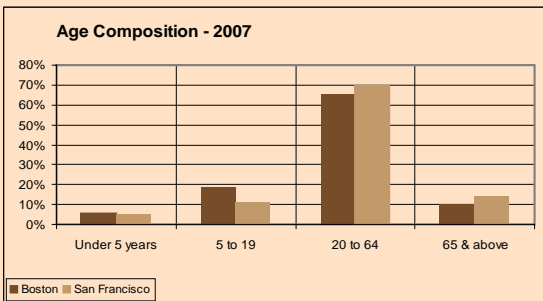
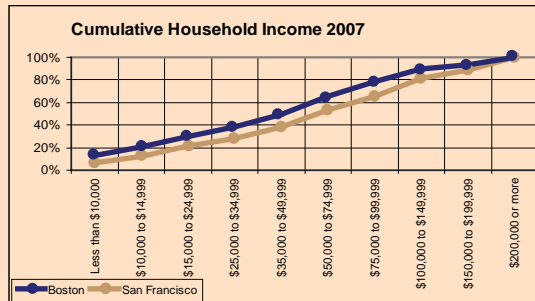
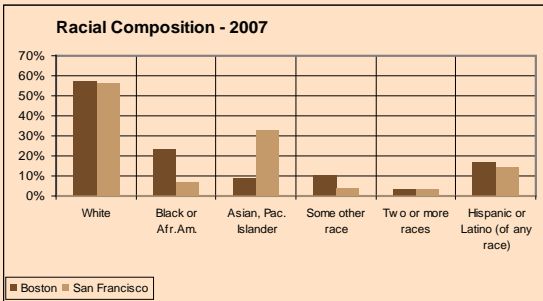
BOSTON - SAN FRANCISCO PROFILE 2007



	Boston	San Francisco
Land Area	48.4 sq. miles	46.7 sq. miles
Population Estimates 2007		
SEX AND AGE		
Total population	613,117	764,976
Male	48.9%	50.9%
Female	51.1%	49.1%
Median age		
	33.4	40
Age Distribution		
Under 5 years	5.5%	5.2%
5 to 19	18.7%	11.1%
20 to 64	65.7%	69.2%
65 & above	10.2%	14.4%

The Pacific coast city of San Francisco, "the City by the Bay" and the Atlantic port city of Boston, the "City on a Hill," are nearly equal in geographic size (Boston is 48 square miles, San Francisco is 47) and population (600,000 and 810,000 respectively). Very popular tourist destinations and thriving economic hubs, they are renowned today as centers of research and innovation in the technology and biomedical fields.

According to Pricewaterhouse Coopers, Boston ranks 12th among major metropolitan area in terms of estimated 2008 GDP, while San Francisco ranks 18th with their GDPs at \$363 Billion and \$301 respectively.



Boston		San Francisco	
HOTELS & GUEST ROOMS			
Hotels	Guest Rms	Guest Rms	Capacity
Boston Marriott Copley	1,147	Hilton	2,046
Boston Park Hotel & Towers	950	Hyatt Regency	805
Hilton Boston - Airport	600	Marriott	1,500
Boston Sheraton - Taj	1,214	Fairmont	591
The Westin - Copley Place	803		
EVENT SITES			
Event Sites	Capacity	Capacity	Capacity
Berkshire Performance Cntr.	1,220	3Com Park	63,000
Boston Center for the Arts	1,800	Bill Graham Ctr. Auditorium	7,000
Bos. Univ. Confer. Svcs.	1,500	Fort Mason Center	4,500
Fenway Park	33,925		
TDBanknorth Garden	20,000		

Boston		San Francisco	
CONFERENCE CENTERS			
Convention Centers	Capacity	Capacity	Capacity
Boston Conv. & Exh. Cntr.	676,000	Concourse Exh. Center	125,000
Hynes Convention Center	265,000	Moscone Conv. Center	1,350,000
John Hancock Conf. Center			
MAJOR BUSINESS HEADQUARTERS			
Bank & Co	Bechtel	Charles Schwab	GAP
Boston Consulting Group	Level Strauss	Lucasfilm	McKesson
Comrail Limited Partnership	Houghton Mifflin	PG&E Corp.	Swirett
Facility Investments	International Data Group	Wells Fargo	Wilbur-Ellis
Liberty Mutual	New Balance		
State Street Corp.	Suffolk Construction		

